


QUICK VOICINGS | APPLY TO STANDARDS IN IMPROV CLASS

Refer to *Jazz Theory Resources, Vol. 1, Chapter 11*


3 note voicing over root:

3 note voicing over root:

	Dm7	G7	Cmaj7	Gm7	C7	Fmaj7
						


1 4 note close voicing over root:

4 note close voicing over root:

	Dm7	G7	Cmaj7	Gm7	C7	Fmaj7
						


7 4 note open voicing over root:

4 note open voicing over root:

	Dm7	G7	Cmaj7	Gm7	C7	Fmaj7
						


13 3 note voicing over root:

3 note voicing over root:

	Dø7	G7♭9	Cm7	Gø7	C7	Fm7
						

19 4 note close voicing over root:

4 note close voicing over root:

	Dø7	G7♭9	Cm7	Gø7	C7	Fm7
						

4 note open voicing over root:

4 note open voicing over root:

D \flat 7 G7 \flat 9 Cm7 G \flat 7 C7 Fm7

31

LH 2 note voicing over root:

LH 2 note voicing over root:

Dm7 G7 Cmaj7 Gm7 C7 Fmaj7

37

LH 3 note voicing over root:

LH 3 note voicing over root:

Dm7 G7 Cmaj7 Gm7 C7 Fmaj7

43

D \flat 7 G7 \flat 9 Cm7 G \flat 7 C7 Fm7

49

LH 4 note voicing over root:

LH 4 note voicing over root:

D \flat 7 G7 \flat 9 Cm7 G \flat 7 C7 Fm7

55